



Installation Guide for ATS FI-1


Step 1. Line up the Canister plate to the body of Transmission machine.



Step 2. On the right hand side of machine, remove the top 90 degree elbow from the machine.



Step 3. Take the adapter from the blue hose and put 90 degree fitting into this adapter. Then screw the adapter into where you took the 90 degree adapter out of the machine.



Step 4. Attach the hose from the fluid injector to the top hose barb, and secure with clamp.

Step 5. Attach hose from machine to the 90 degree elbow and secure with hose clamp.

