



ATS 320E Assembly Manual







#5072

#2002

#5004

#5005

#4032

#6000

#4019

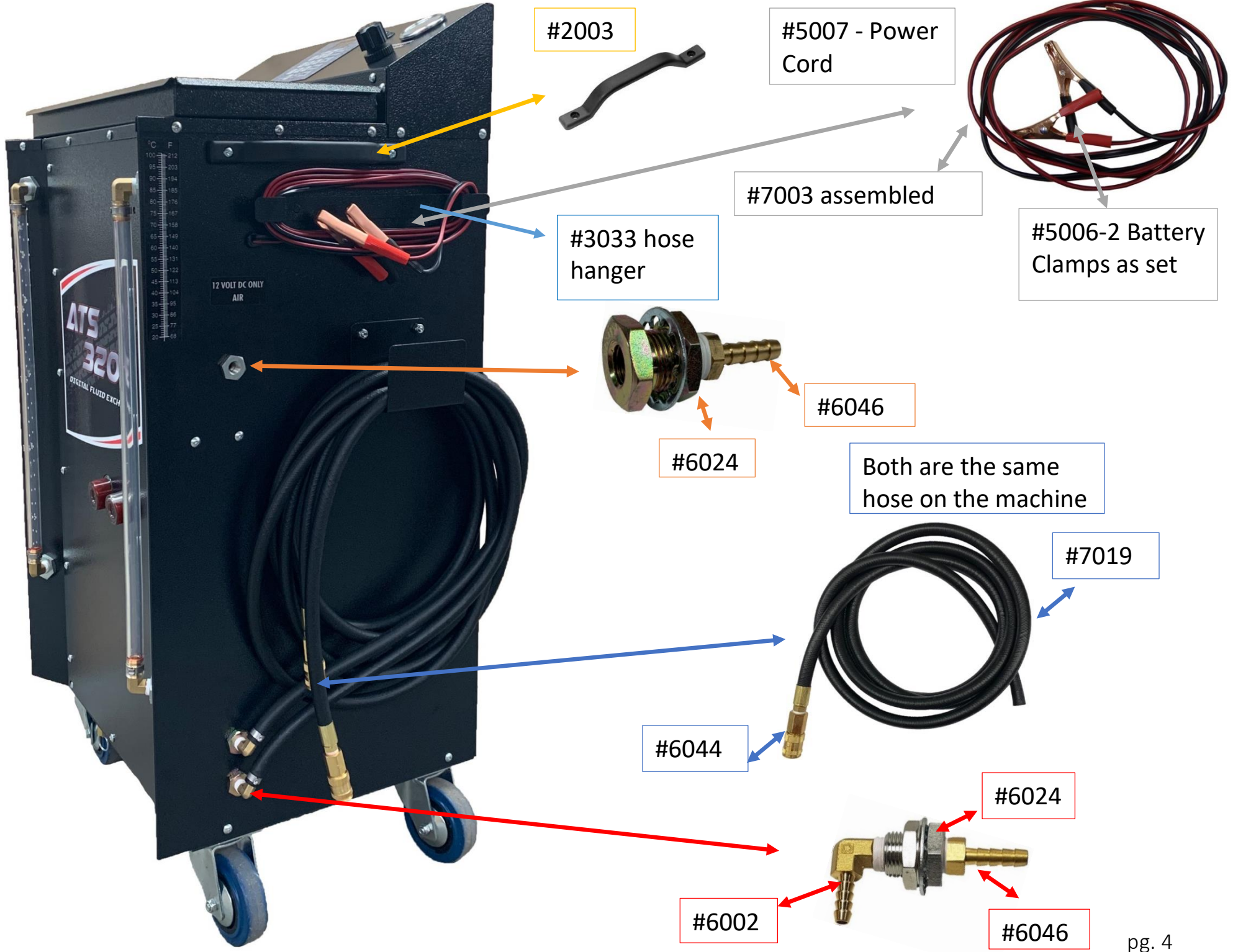
#4021

#6002

#6210

#6182

#6005



#2003

#5007 - Power Cord

#7003 assembled

#3033 hose hanger

#5006-2 Battery Clamps as set

#6046

#6024

Both are the same hose on the machine

#7019

#6044


#6024

#6002

#6046

#6028-1

#7017



#2000-2




#2001




#2000

#6018



#6076

#6027



#6076

#4111

#4112

#6001

#6021

#6025

#6077

#6133

#6019


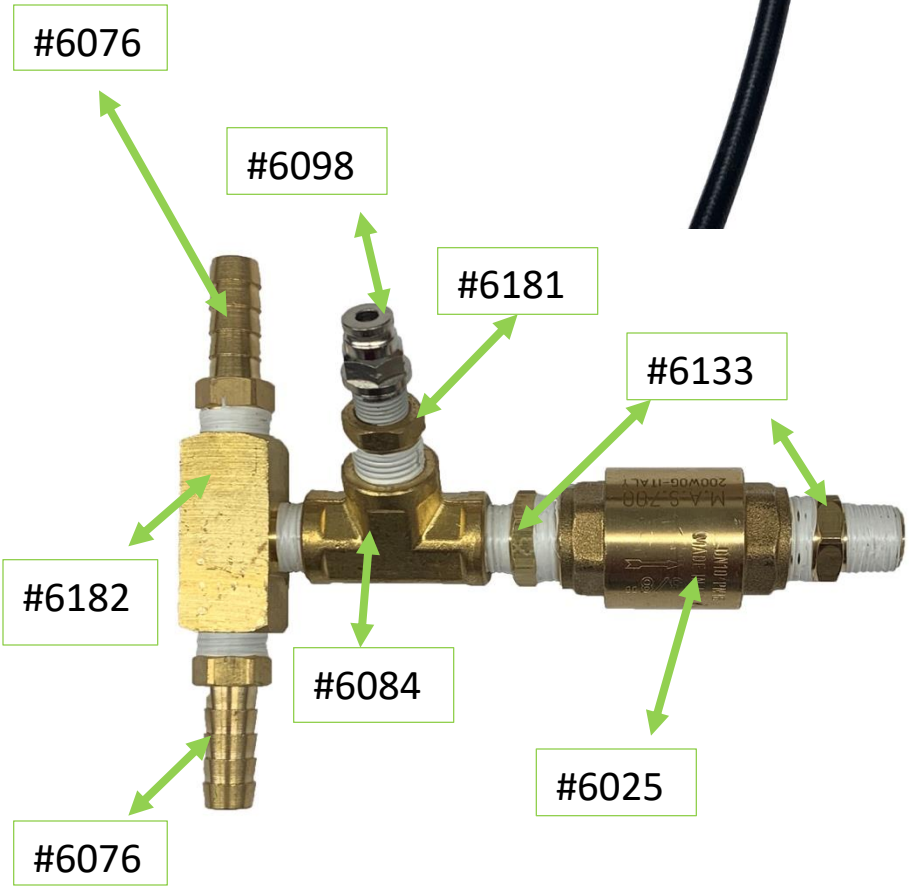
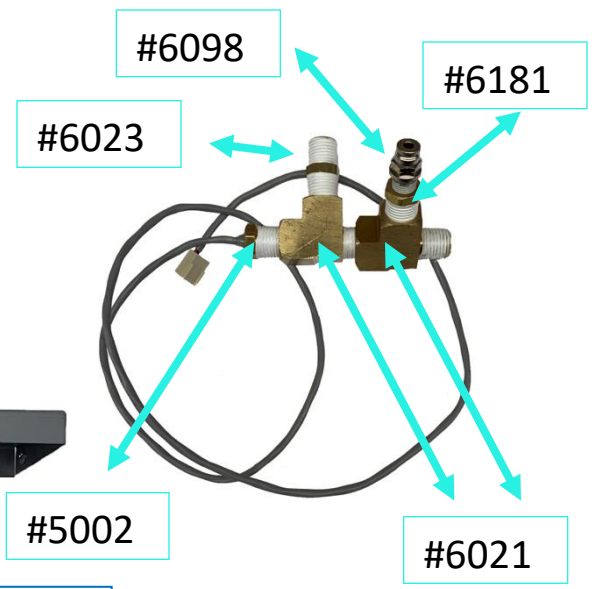
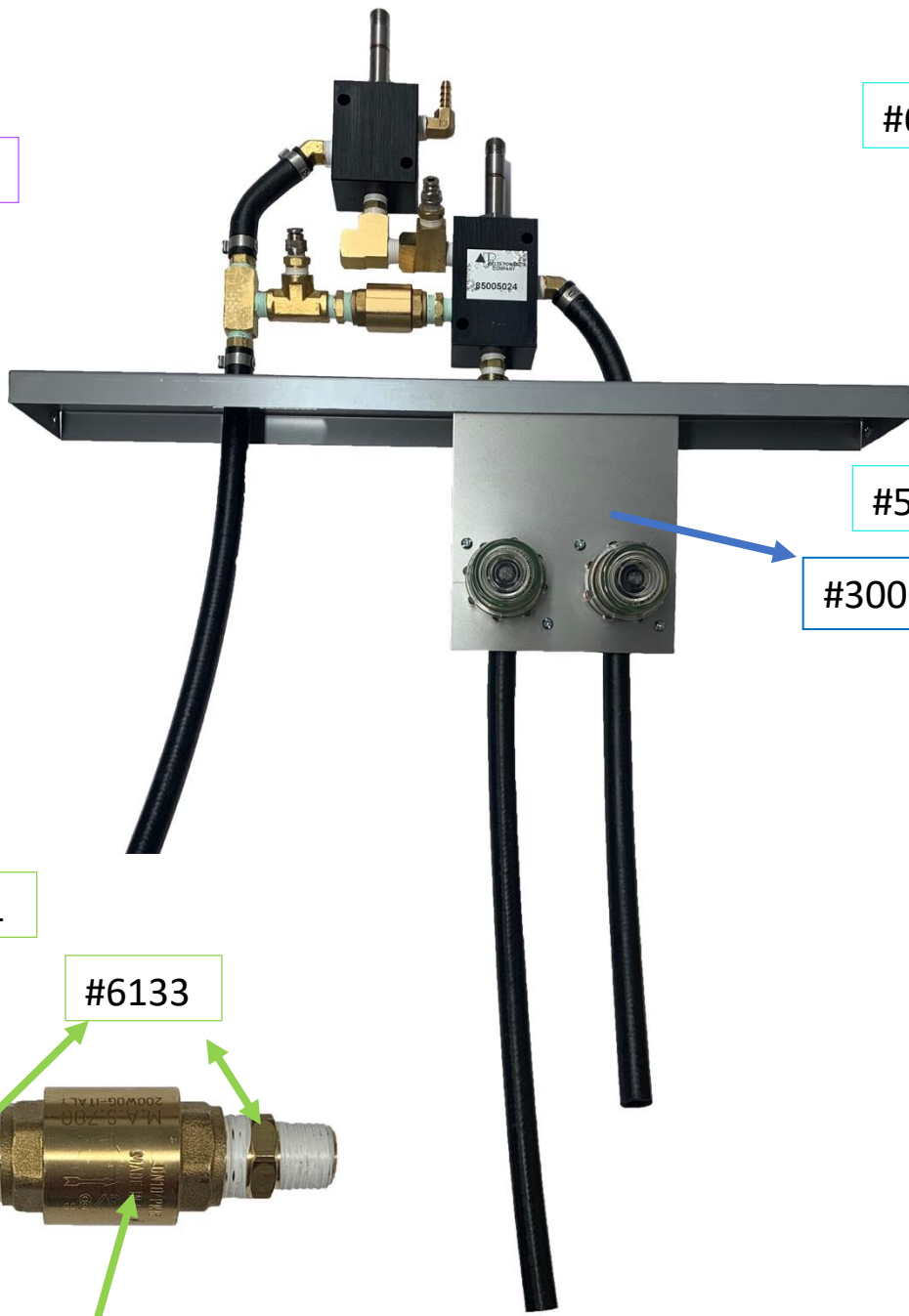
#5001

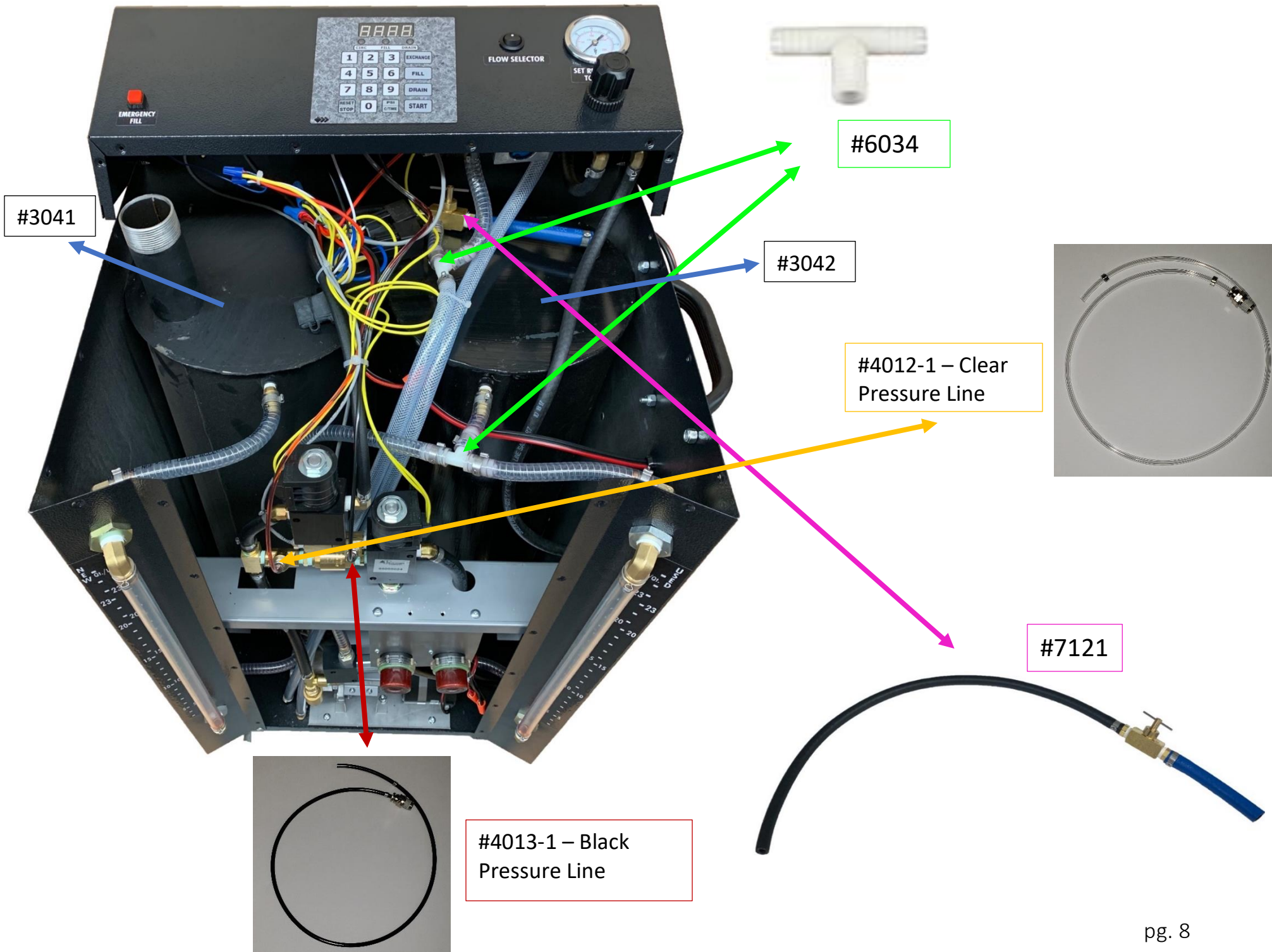
#6003

#5000

#4005

#7002 - Assembly





#3041

#6034

#3042

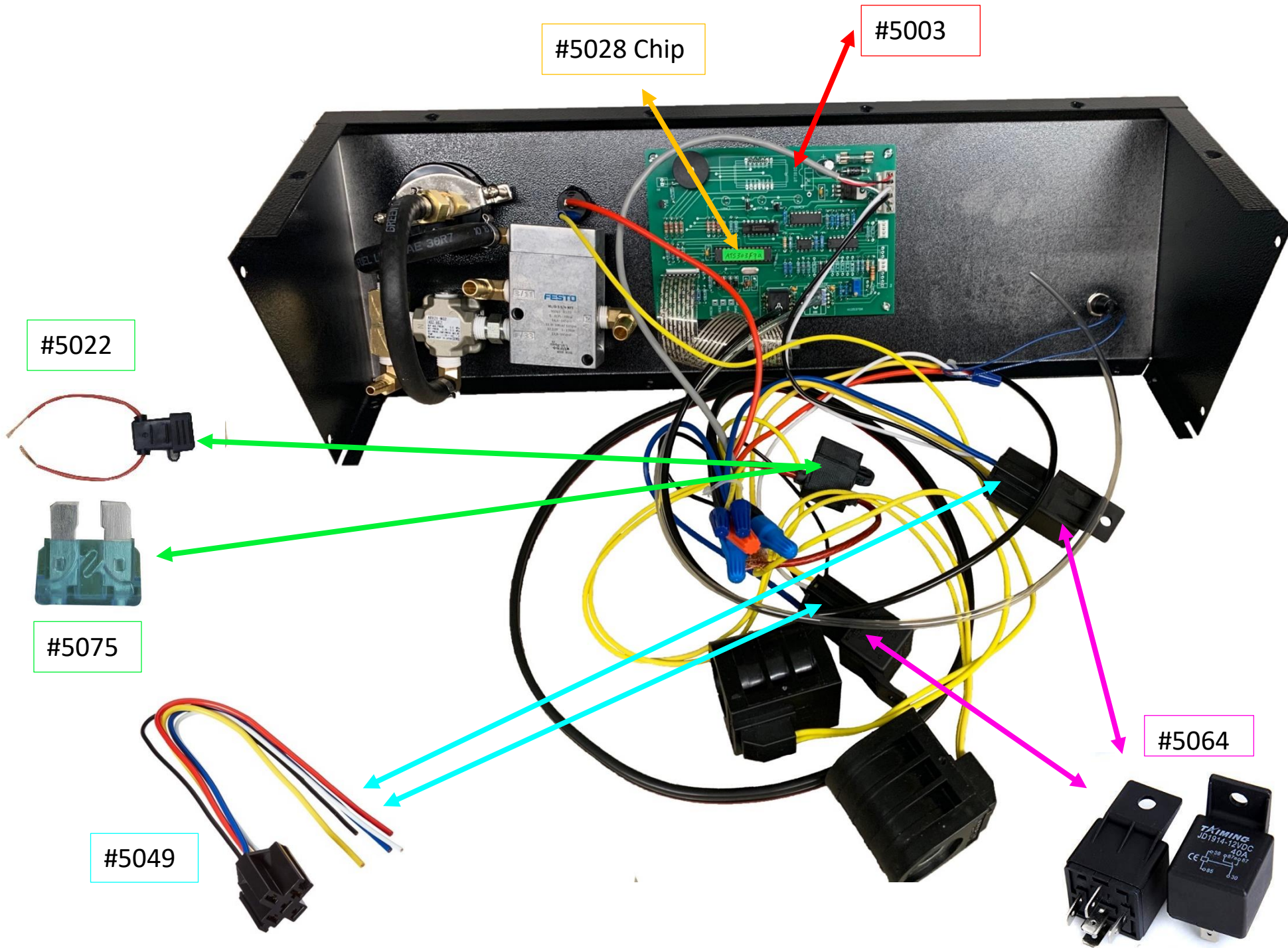
#4012-1 – Clear Pressure Line



#7121





#4013-1 – Black Pressure Line



ATS 320 Assembly Manual Parts List

Hardware		
2000		4" Rigid Plate Caster, Solid Rubber Wheel
2000-2		4 x 1-7/16 Total Lock Plate Castor, Solid Rubber Wheel, Roller Bearing
2001		4" Blue Elastic Swivel Caster
2002		Black Fill Cap Plastic
2003		Plastic Pull Handle 8'
2094		Decal Kit


Metal		
3000		ATS Filter Bracket
3033		Power Cord Hanger - 1" Wide 11 3/4" Long 1" Deep - BFS 110
3041		New Round Metal Tank - ATS 320E,330E,340E,360E
3042		Used Round Metal Tank - ATS 320E,330E,340E,360E

Plumbing		
4003		3 Way Solenoid
4004		4 Way Solenoid
4005		Gear Pump
4009		1/2" id kuri tech polyurethane tubing
4012		Clear 1/8" Pressure Line







4012-1		<p>Clear 1/8" Pressure Line with 1/8 Pipe Thread Push Connect Fitting</p>
4013		<p>Black 1/8" Pressure Line</p>
4013-1		<p>Black 1/8" Pressure Line with 1/8 Pipe Thread Push Connect Fitting</p>

4019		Overflow Protection Valve (for used fluid)
4021		Regulator 43 PSI
4032		2" 0/-30 psi Gauge
4035-2		Strnr, LP 3/8 HB, Nyl GB50, Vtn

4036		20 lb Pressure Release Valve
4089		Nylon Clear Bowl with Gasket
4111		Check/Flow/Needle/Shuttle Valve
4112		Check/Flow/Needle/ Shuttle Valve set @ 160 PSI

Electrical		
5000		Electric Motor
5001		Optical Sensor Wire and Plugs
5002		Temperature Sensor Wire and Plugs
5003		Circuit Board
5004		Keypad Membrane
5005		Round Rocker Switch

5006-2		Positive and Negative Battery Clamps as Package
5007		14ga red/blk power cord per ft
5022		Fuse Holder Inline
5049		Relay Socket 12"
5064		Bueller 40/60A Relay
5072		Red Square Button Switch
5075		15 AMP Fuse

Brass		
6000		1/4" Hose Barb 1/4" Female Thread
6001		3/8" Hose Barb 1/4" Female Thread
6002		3/8" Hose Barb 1/4" Pipe Thread in a 90°
6003		3/8" Hose Barb 3/8" Pipe Thread in a 90°
6005		Brass 90 deg. Male NPT 1/4" Hose Barb 1/4" Pipe Thread
6007		Brass 45 deg. Male NPT 3/8" Hose Barb 1/4" Pipe Thread

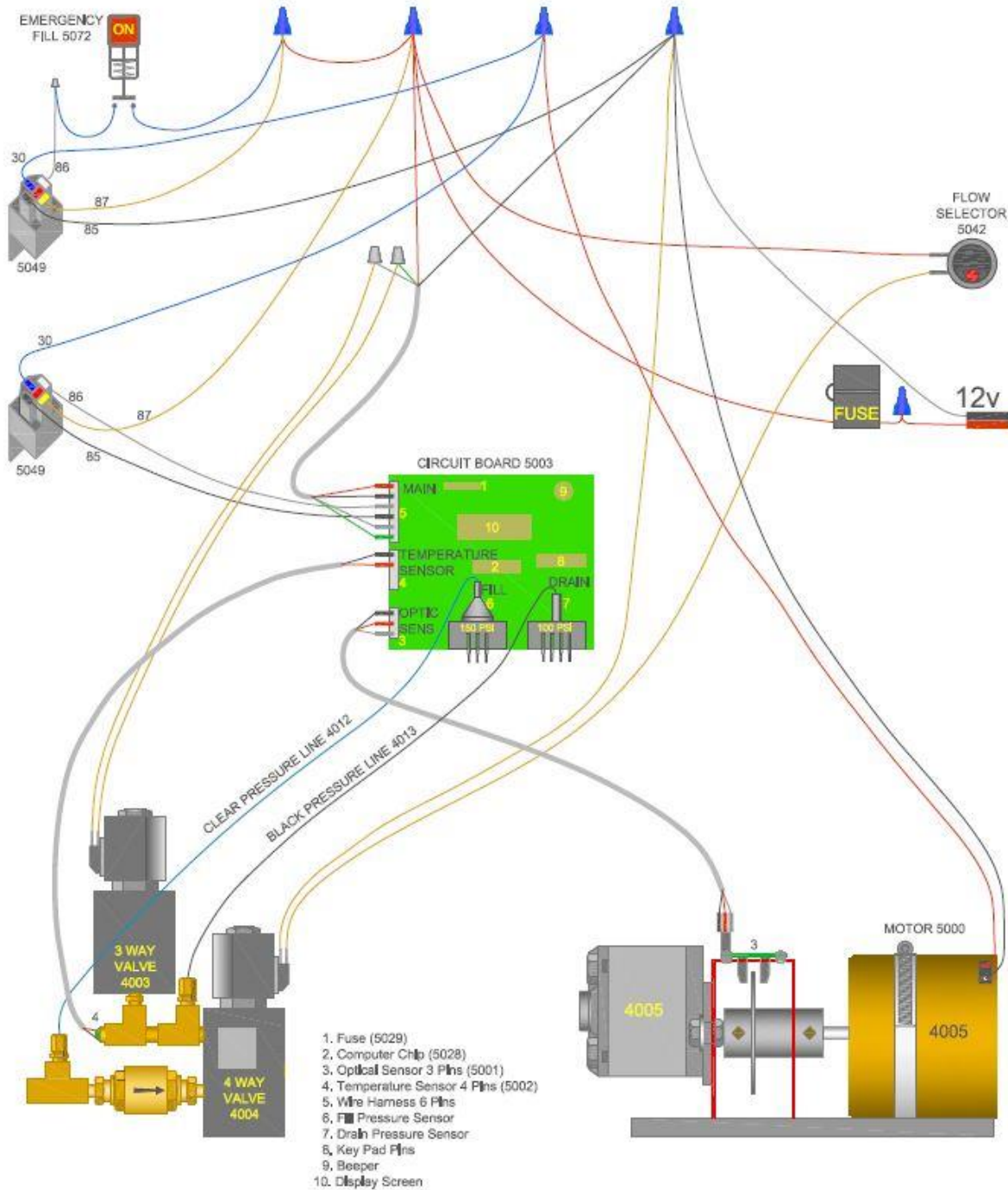
6018		3/8" Steel Bulkhead Bushing
6019		Gear Clamps
6021		1/4" Brass Street Tee
6023		1/4" Brass Pipe Hex Nipple
6024		1/4" Steel Bulkhead Coupler
6025		Flow Direction Spring Loaded Check Valve
6027		1/2" Hose Barb 3/8" Pipe Thread

6028-1		Gas Ball Valve 3/8 FPT
6034		3/8" Male Tee Nylon
6036		3/8" Brass Bulkhead Coupling
6042		1/2" Brass Pipe Hex Nipple
6044		1/4 Body x 1/4 Female NPT Universal Quick Coupler
6046		Male NPT Hose Barb
6076		3/8" Hose Barb 1/4" Male Pipe Thread
6077		1/4" Male Pipe Thread Union in a 90°

6084		1/4" Brass Reducing Pipe Tee to 1/4"
6092		1/4" Hose Barb 3/8" Pipe Thread in a 90°
6098		Push To Connect Male NPT Connector
6133		Brass Pipe Hex Nipple
6150		Brass 90 deg. Male NPT 1/2" Hose Barb 1/4" Pipe Thread
6181		Brass Bushing 1/4' x 1/8'
6182		Male Branch Tee 1/4' x 1/4'
6210		1/4" Steel Pipe Hex Nipple

Assembled		
7002		ATS Pump Motor Assembly
7003		Battery Clamps (5006, 5006-1) and Cable (5007) Set
7017		ATS 320 1/2" 7ft Grey Drain Hose Complete Assembly
7019		ATS 320/330 3/8" Push on Black Hose Complete Assembly
7121		New Needle Valve Drain Control - ATS

ATS 320. Wiring



ATS-320

